


Sub 1GHz Multichannel Radio Transceiver Hi-Power

It is a low cost sub 1GHz multichannels transceiver designed for low-consumption wireless applications. The hardware is based on Silicon Labs Si1000 component and RFAXIS RFX1010 component.

The main features of this device are: Output power up to +27 dBm (500mWatt) Microcontroller Integrated (8051core), modulation selectable (OOK, FSK, GFSK), low power consumption.

Available with RadioModem Firmware Inside



Technical Characteristics

Characteristics		MIN	TYP	MAX	UNIT
V _{CC}	Supply Voltage	3.0		3.6	VDC
I _s	Supply Current (TX mode / + 23 dBm)		230.00		mA
I _s	Supply Current (TX mode / +27dBm)		350.00		mA
I _s	Supply Current sleep mode		< 0.1		mA
	RF Sensitivity (1.2 Kb/sec Data Rate)		-112		dBm
T	StartUp Time (Sleep to RX/TX mode)		< 2		μS
P _o	RF Output Power		+27		dBm
	Max Data Rate		500		Kbit/s
T _{OP}	Operating Temperature Range	-10		+55	°C

For more informations and detail, please refer to Silicon Labs Si1000 datasheet.

Applications :


- Wireless security systems
- Home and building automation
- Automatic Measure Reading
- Industrial Control and Monitoring
- Wireless Sensor Network

Feature :

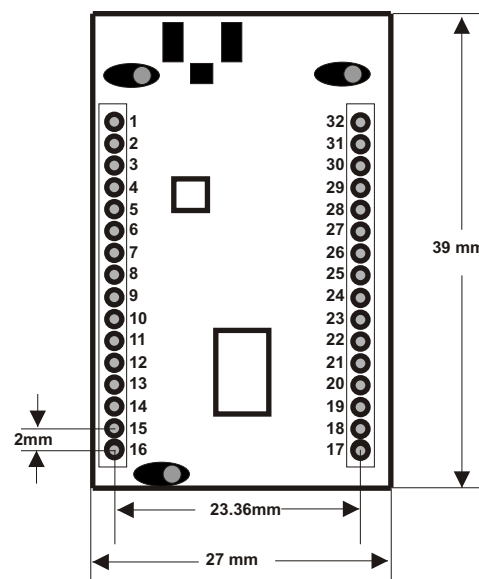
- Bidirectional multichannel Link
- RF Power until +27dBm (500mW)
- Low consumption technology

PIN OUT RCS1KPA-868

Pads	Name	Type	Description
1	N.U.	Not Used	Not Used
2	N.U.	Not used	Not Used
3	GND	Ground	Ground
4	VCC	Power	Power supply voltage
5	VCC	Power	Power supply voltage
6	P07	D I/O or A I	Digital I/O or Analog I
7	P06	D I/O or A I	Digital I/O or Analog I
8	P05	D I/O or A I	Digital I/O or Analog I
9	P04	D I/O or A I	Digital I/O or Analog I
10	P03	D I/O or A I	Digital I/O or Analog I
11	P02	D I/O or A I	Digital I/O or Analog I
12	P01	D I/O or A I	Digital I/O or Analog I
13	P00	D I/O or A I	Digital I/O or Analog I
14	VCC	Power	Power supply voltage
15	GND	Ground	Ground
16	GND	Ground	Ground
17	RST	D I/O	Device Reset
18	P27	D I/O or A I	Digital I/O or Analog I
19	P26	D I/O or A I	Digital I/O or Analog I
20	P25	D I/O or A I	Digital I/O or Analog I
21	P24	D I/O or A I	Digital I/O or Analog I
22	P23	D I/O or A I	Digital I/O or Analog I
23	P22	D I/O or A I	Digital I/O or Analog I
24	P21	D I/O or A I	Digital I/O or Analog I
25	P20	D I/O or A I	Digital I/O or Analog I
26	P17	D I/O or A I	Digital I/O or Analog I
27	P16	D I/O or A I	Digital I/O or Analog I
28	P15	D I/O or A I	Digital I/O or Analog I
29	NIRQ	D O	EZRadioPRO peripheral interrupt status pin.
30	SDN	D O	EZRadioPRO peripheral shutdown pin.
31	NU	Not Used	Not Used
32	NU	Not Used	Not Used



Mechanical dimensions



SCHEMATIC CIRCUIT BLOCK

